

SMA

SALEM AB

Water & Sewage Treatment Industrial Co.



Dosing Pumps

Chemical Injection System




SALEM AB

Water & Sewage Treatment Industrial Co.


Dosing Pump

(Liquid Chlorinator)

**Model:
A & B**



**Model:
C & D**






SALEM AB

Water & Sewage Treatment Industrial Co.


Dosing Pump

(Liquid Chlorinator)

**Model:
E & F**



**Model:
DW & FW**





SALEM AB

Water & Sewage Treatment Industrial Co.

Chemical liquid mixer packages

CAPACITIES

220 lit with 700 rpm mixer

500 lit with 700 rpm mixer

2x220 lit with 700 rpm mixer

2x500 lit with 700 rpm mixer

1000 lit with 900-1500 rpm mixer

1500 lit with 900-1500 rpm mixer



THE USED MATERIAL

Tank	P.E
Chassis	Carbon Steel
Electrical	A.B.S
String rod	Carbon Steel with Cover P.E

**SALEM AB**

Water & Sewage Treatment Industrial Co.

Chemical Injection System

Model	Cap. (lit/hr)	Per	R.P.M	K.W	Pipe Diameter	Pipe Connection Size (Inch)
SMA A-1	24	10	2800	0/12	3"	$\frac{3}{4}$
SMA A-2	24	15	2800	0/12	3"	$\frac{3}{4}$
SMA A-3	24	20	2800	0/12	3"	$\frac{3}{4}$
SMA B-1	45	10	2800	0/18	4"	$\frac{3}{4}$
SMA B-2	45	15	2800	0/25	4"	$\frac{3}{4}$
SMA B-3	45	20	1400	0/37	4"	$\frac{3}{4}$
SMA C-1	90	10	1400	0/37	5"	$\frac{3}{4}$
SMA C-2	90	15	1400	0/37	5"	$\frac{3}{4}$
SMA C-3	90	20	1400	0/55	5"	$\frac{3}{4}$
SMA D-1	135	10	1400	0/37	6"	$\frac{3}{4}$
SMA D-2	135	15	1400	0/37	6"	$\frac{3}{4}$
SMA D-3	135	20	1400	0/55	6"	$\frac{3}{4}$
SMA E-1	350	10	2800	0/37	10"	$\frac{3}{4}$
SMA E-2	350	15	2800	0/37	10"	$\frac{3}{4}$
SMA F-1	450	10	2800	0/55	12"	$\frac{3}{4}$
SMA F-2	450	15	2800	0/55	12"	$\frac{3}{4}$
SMA DW-1	270	10	1400	0/37	2line 8"	$\frac{3}{4}$
SMA DW-2	270	15	1400	0/37	2line 8"	$\frac{3}{4}$
SMA DW-3	270	20	1400	0/55	2line 8"	$\frac{3}{4}$
SMA FW-1	900	10	2800	0/37	2line 12"	$\frac{3}{4}$
SMA FW-2	900	15	2800	0/55	2line 12"	$\frac{3}{4}$



SALEM AB

Water & Sewage Treatment Industrial Co.

S.M.A A & B

Service & repair of this system are made extra easy due to its simple design. The system shell is made of high strength cast aluminum and its electro motor is vertically mounted. Operates up to 20 bars of pressure.

S.M.A C & D & E & F

The system shell is made of cast-iron and its electro motor is vertically mounted. has double diaphragms and operates up to 20 bar of pressure.

S.M.A DW & FW

A dual purpose system designed for injecting two types of liquid. The system shell is made of highest quality cast-iron and its electro motor is vertically mounted. Operates up to 20 bar of pressure.

SALEM AB Co. Head Office: #8, No. 216, Ghaem magham farahani Ave, Tehran - Iran
Tel: (+9821) 88710106 - 88721135 - 6 Fax: (+9821) 88714420

SALEM AB Factory: P. O. Box 31585-1375 Karaj - Iran
Tel: (+9826) 36601012 - 13 , 36614911 - 13 Fax: (+9826) 36606132

www.salemab.com

Email: info@salemab.com